



2021/22 Skills Maintenance Guide

North Burleigh SLSC Skills Maintenance dates are as follows: (subject to change dependant on conditions)

- **11 September**
- **16 October**
- **14 November**

Each year members that wish to Patrol or Compete must undertake a proficiency test to be deemed competent in the awards they hold.

All members that were proficient in the 2020/2021 season must attend a skills maintenance check. Members that were not proficient in 2020/2021 will need to complete a 400m pool swim in 9 minutes or less prior to attending a Skills Maintenance test. Members that have not been proficient for a period of 3 years or more need to contact the office for further information – membereducation@northburleighslsc.com.au

Skills Maintenance Checks (proficiency) Process

1. Renew Club Membership
2. Complete Online Theory
 - Bronze/ SRC Online Theory
 - Child and Youth Risk management Strategy Online Theory
 - Submit confirmations to Club – membereducation@northburleighslsc.com.au
3. Register for Practical Assessment
 - September – [CLICK HERE TO REGISTER](#)
 - October – [CLICK HERE TO REGISTER](#)
 - November – [CLICK HERE TO REGISTER](#)
4. Complete Practical Assessment required for your awards.
 - Run-Swim-Run
 - Demonstrating CPR Skills
 - Board and Tube Rescues
 - Spinal Carries
 - Signals
 - Radio
 - IRB Skills Maintenance

If you require any support in undertaking your skills maintenance please email or contact the club office between 9am-1pm Monday-Friday.

The theory paper is available online through the SLSA Members Portal - Training Library within e-Learning.

Members that only hold the Emergency Care awards (First Aid or ART) MUST attend a skills maintenance check to maintain proficiency in their Resuscitation award.

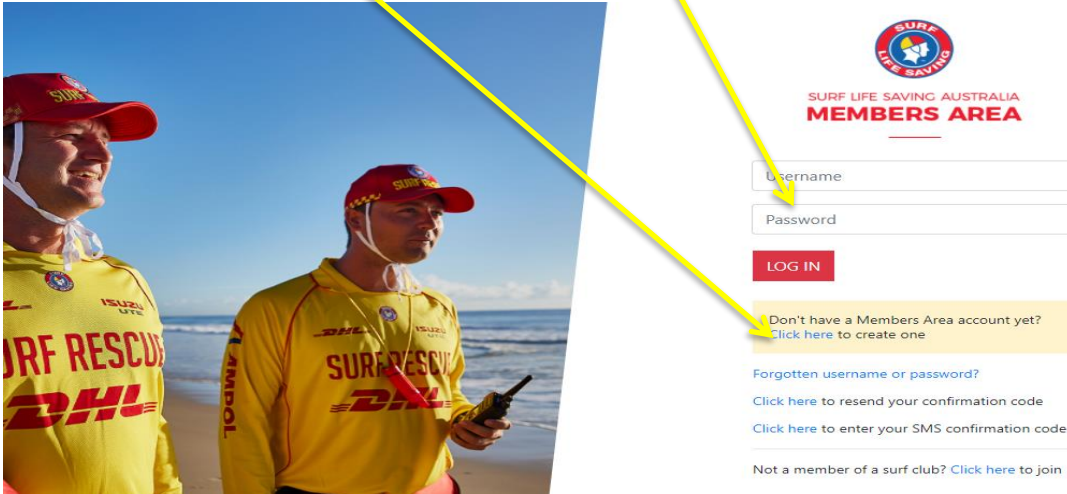
Skills Maintenance Online Theory

STEP 1: Login to the SLSA Members Area

Click here: <https://members.sls.com.au>

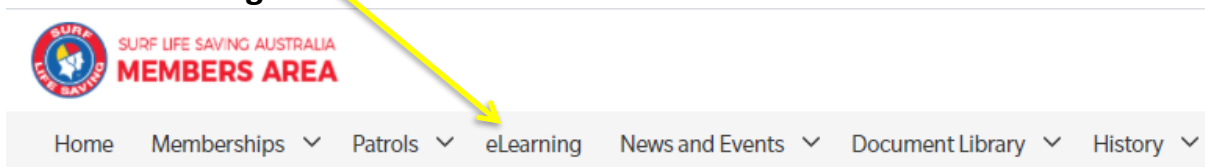
Insert your username and password.

*If you don't remember your username or password please click on the "Forgotten Username or Password" link and reset this to either your email address we have on file or your registered mobile number.



STEP 2: Go to eLearning

Click on the e-Learning Tab



STEP 3: Login to eLearning You will be forwarded to the e-Learning Portal.

SLSA eLearning

If the below state/territory information is incorrect, please contact your [surf life saving club](#) before clicking the below login button to log into the eLearning system.

Our records show that you will be studying in state: **QLD**. If this is incorrect, please contact your organisation of membership.

[Login to eLearning](#)

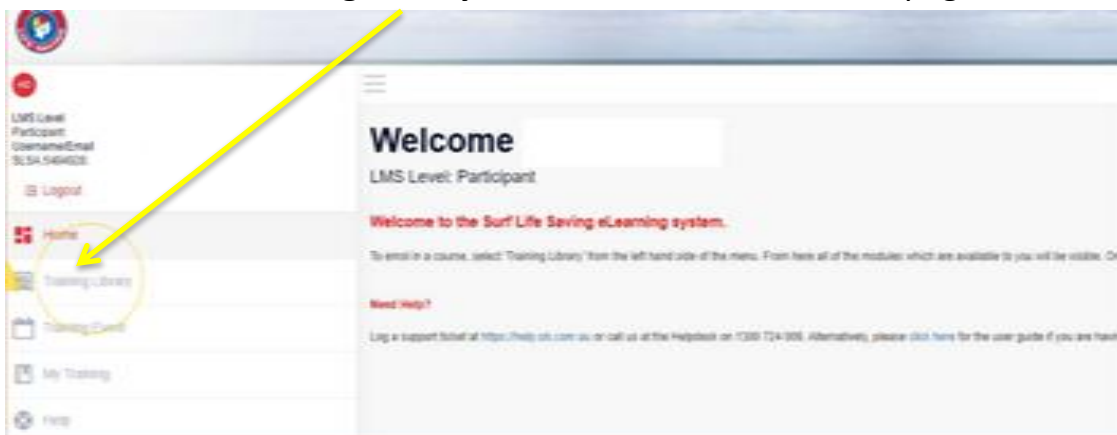
Surf Life Saving Australia (SLSA) has a number of online courses available to support members in completing their SLSA awards in a more flexible manner. Currently online courses are available in the following streams: Aquatic Search and Rescue, Emergency Care, Beach Management and Powercraft. There are also Safety and Wellbeing, Skills Maintenance and Age Managers options available to be completed online.

The online courses available typically cover the theory components and are designed in many cases to be completed in conjunction with a course Learner Guide which you can access from the SLSA Members Area Library. In most cases you will also participate in practical training activities and assessments organised by your surf lifesaving club or SLS state/territory centre to achieve competency in the SLSA award.

An online version of the SLSA eLearning User Guide can be found within the [SLSA IT Helpdesk Online Help Library](#).

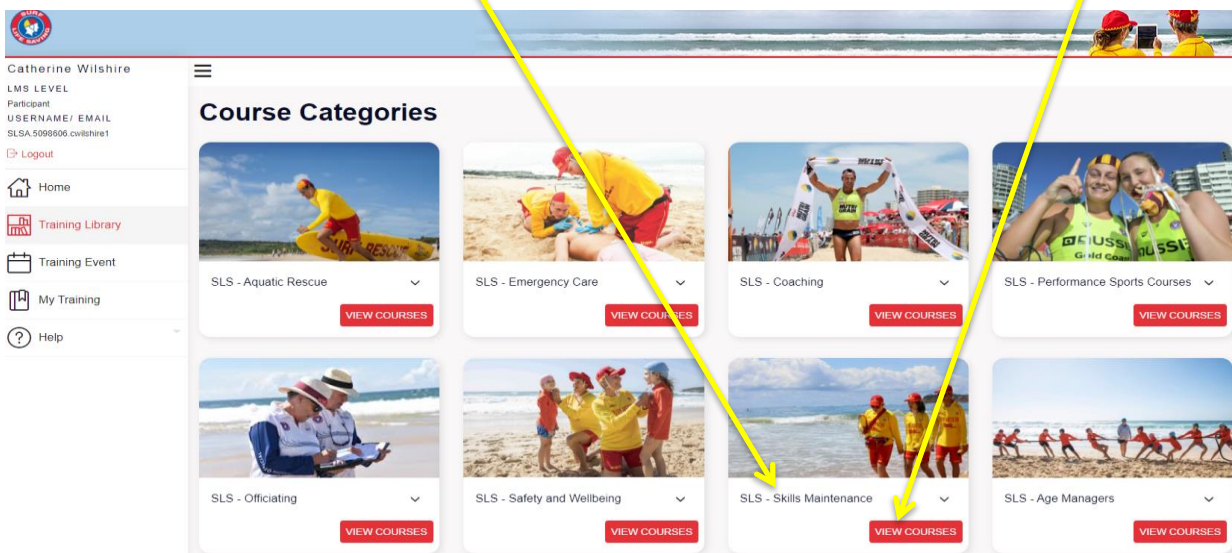
STEP 4: Click on Training Library

Please click on **Training Library** on the left hand side of the page.



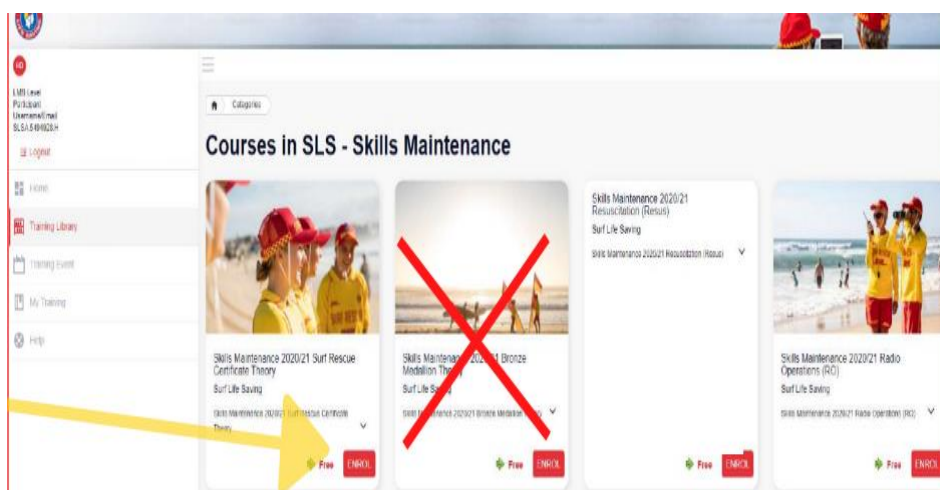
STEP 5: Course Categories

Select the Box “SLS – SKILLS MAINTENANCE” and click “View Courses”



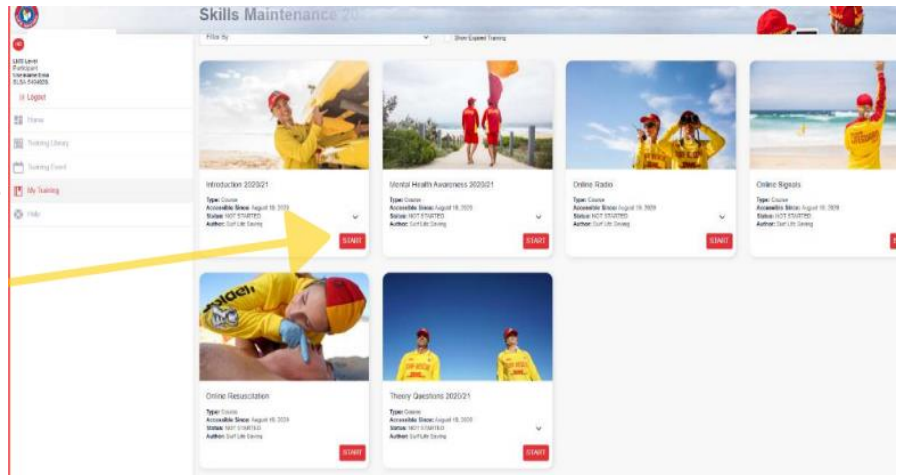
STEP 6: SRC'S only to complete

SRC holders: Click the red
ENROL button:

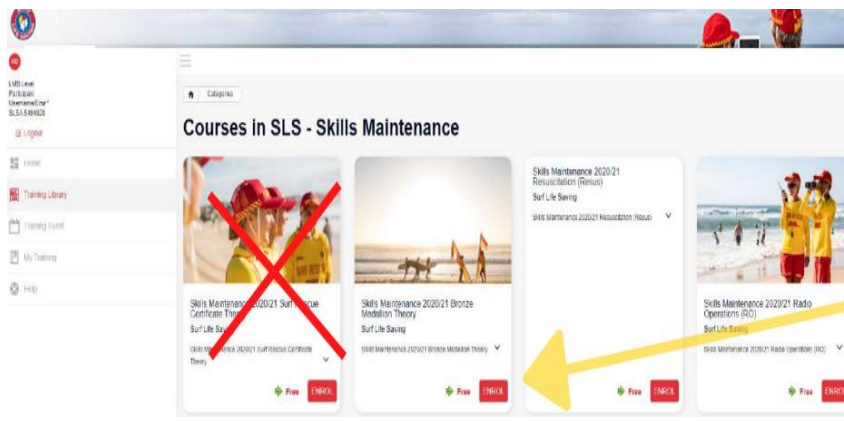


STEP 6a: SRC's only to complete

SRC Members must complete all 6 Modules – Click on the Red **“START”** button to move through each module.

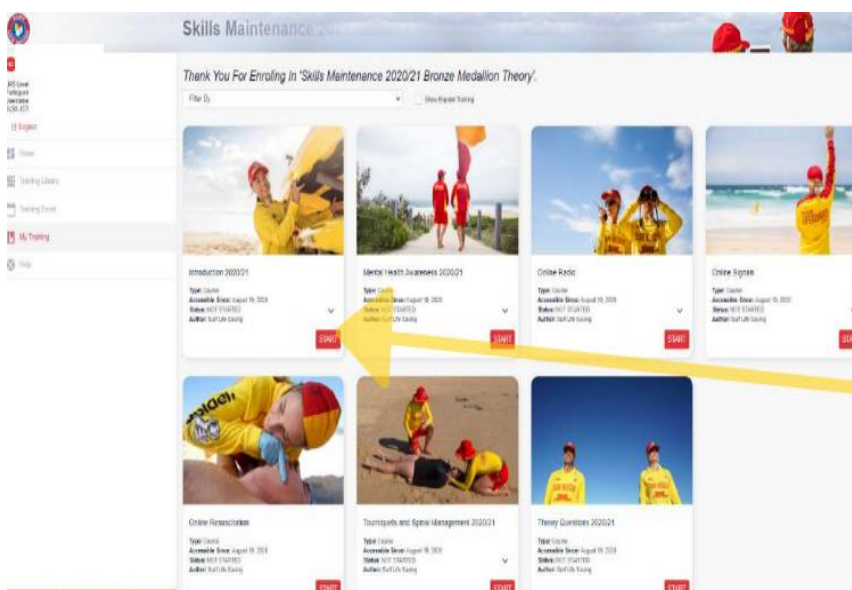


STEP 7: Bronze Medallion Holders to complete



Bronze Medallion members Please click the Red **ENROL** Button

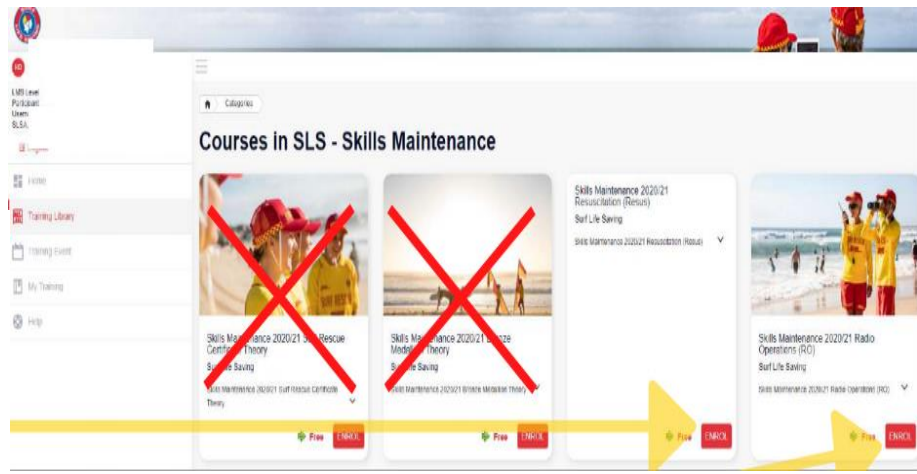
STEP 7a: Bronze Medallion Holders only to complete



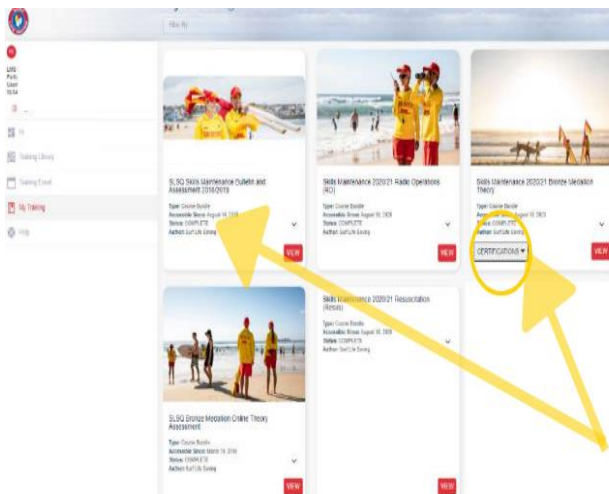
Bronze members must complete all 7 modules – click on the red **“START”** button to move through each module.

STEP 8: Award Members only to complete

If you hold Resuscitation (ART/First Aid), Radio Operators or both Awards, click on the red **“ENROL”** button



Step 9: Completion



Once you have finished all modules, please ensure the status of all modules are marked as **“Complete”**

You will receive a **Certificate of Completion** which must be emailed to:

membereducation@northburleighslsc.com.au



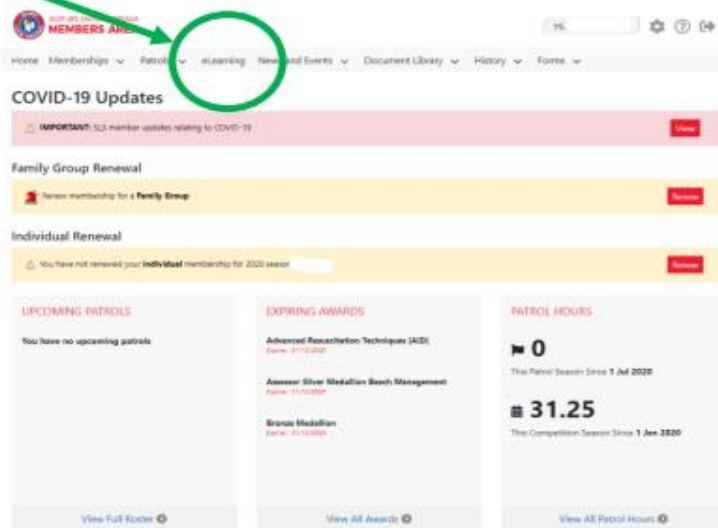
Step 10: Complete Child Youth Risk Management Systems Induction (CYRMS) You must also complete the CYRMS training as part of your Skills Maintenance each season:

Completing CYRMS Training

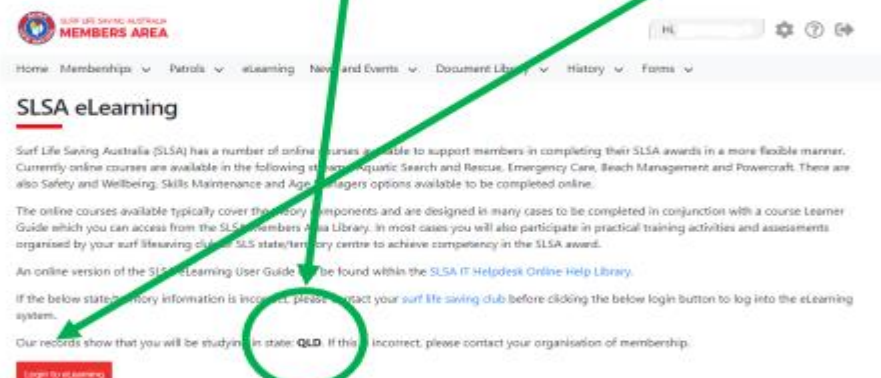
1. Log into the SLSA Members Area (members.sls.com.au)



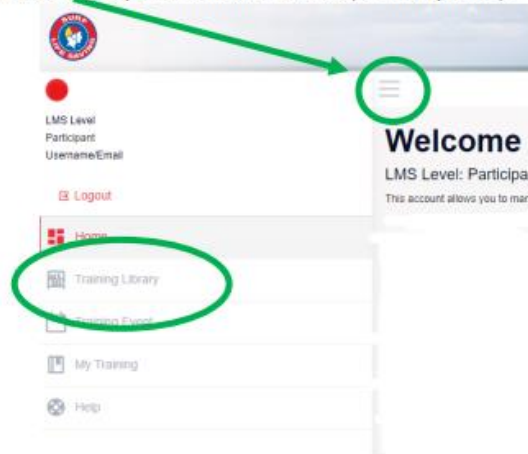
2. Select **eLearning**



3. Check that you are registered for training QLD before selecting **Login to eLearning**



4. Select **Training Library** from the Menu on the left (automatically appears when using a computer/laptop). If Menu does not appear click here to open on another device (ie smartphone).



5. Click on **View Courses** on the **SLSQ CYRMS** option from the available courses:



6. **Enrol** and complete the course.



Once completed, you will be emailed a Certificate of Completion. Your Surfguard Profile will automatically be updated with the details of your completion.